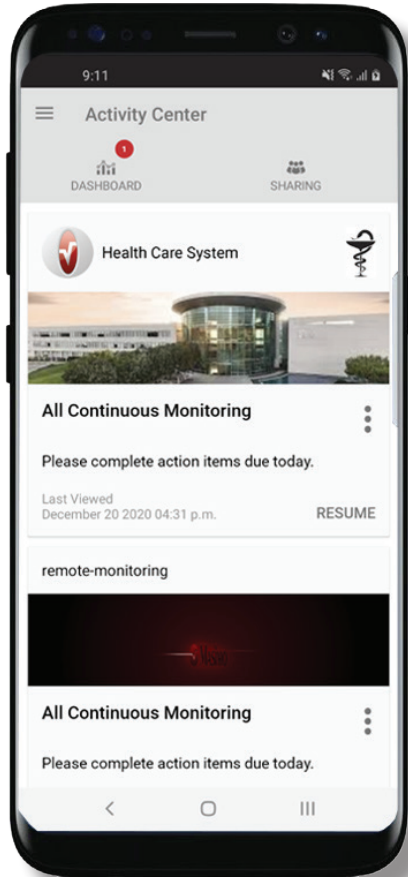


Quick Reference Guide

Masimo SafetyNet™ App

WARNING: Do not self-diagnose or self-medicate on the basis of the measurements. Always consult your doctor.



> Download and install the Masimo SafetyNet App from:

Google Play



The App Store



> Launch the app and follow the step-by-step instructions to create an account, engage in a shared CareProgram™, and begin collecting and sharing data.

For further assistance or questions visit:
www.masimo.com/masimo-safetynet



300212/LAB-10206C-0221


www.masimo.com

Log In, Sign Up, Location, Notifications

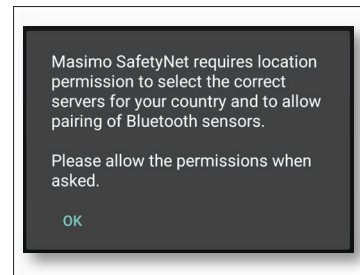
> Sign Up

- Sign up for an account using an email address or phone number.
- If you received a CareProgram from a health provider, you must sign in with the email or phone number used to send your invitation.

> Ensure Location and Notifications are allowed for proper app function.

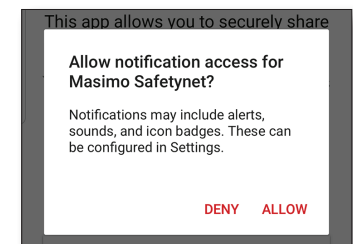


Location

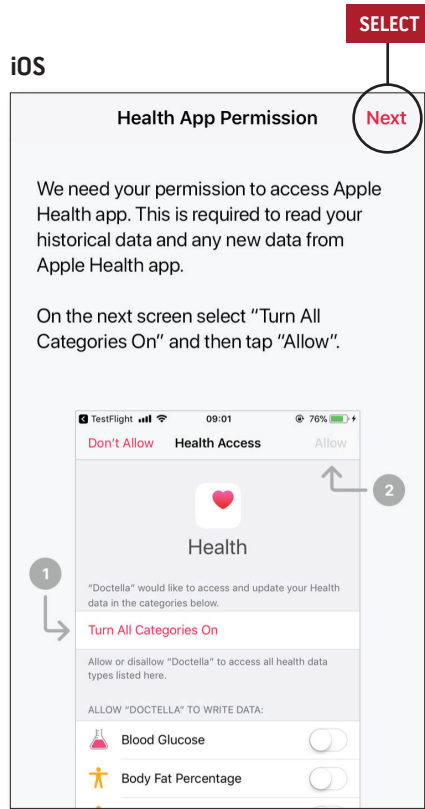


ALLOW

Notifications

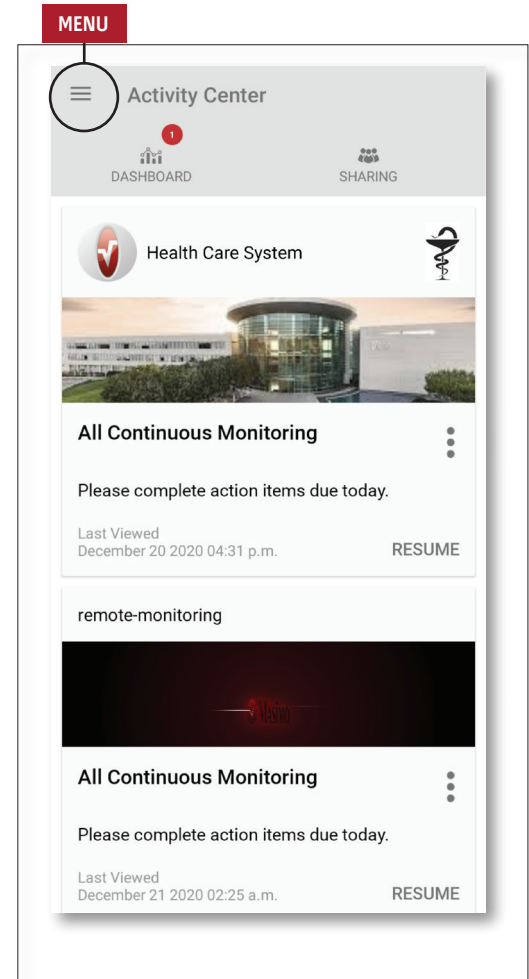


Health Permissions (iOS Only)



- > **Follow the on-screen instructions:**
To allow Masimo SafetyNet to access and gather health data from the device.

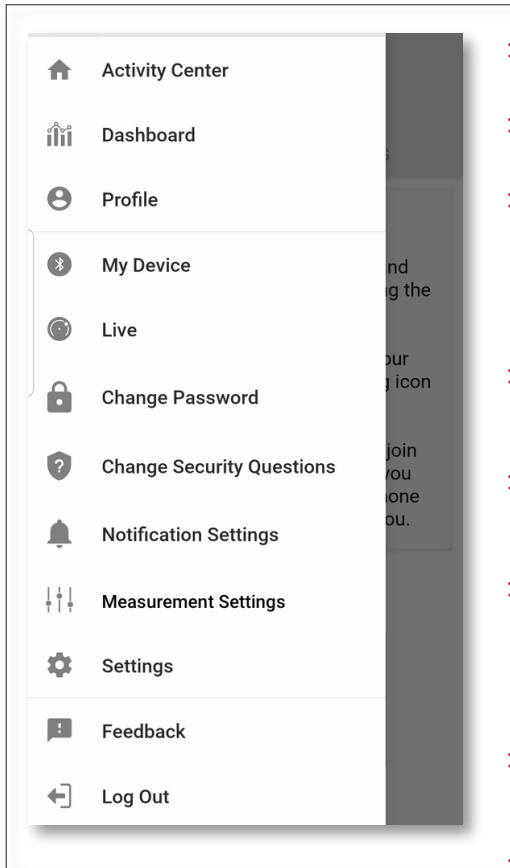
Activity Center



- > **Menu**
 - View the App Menu.
- > **Dashboard**
 - View the Dashboard screen, which shows the user's health data.
 - View health data shared by other users.
- > **Sharing**
 - Displays the healthcare providers, caregivers, and family members with whom the user is currently sharing data.
 - Share data with another healthcare provider, caregiver, or family member.
- > **CareProgram**
 - Allows user to view or delete a CareProgram.

Menu

- The Menu can also be viewed by swiping across the screen from left to right.

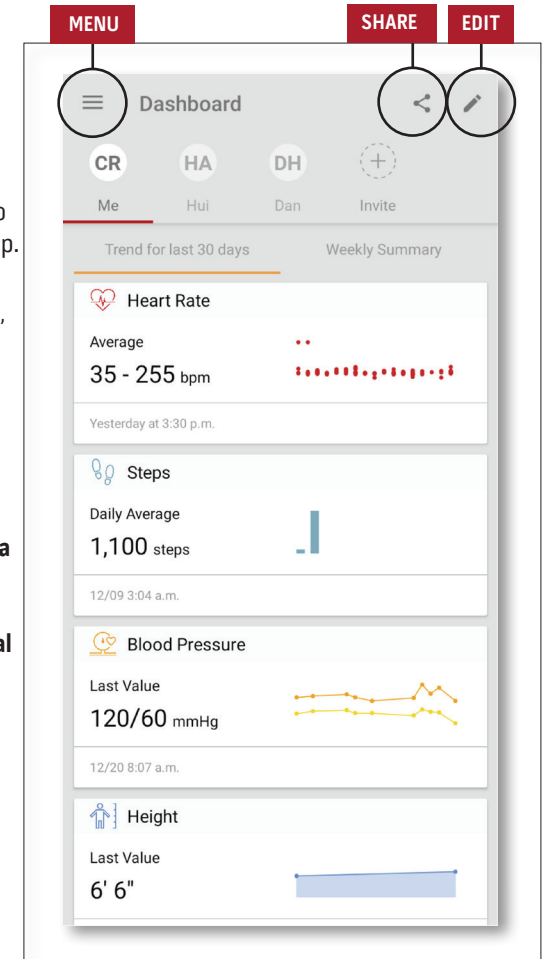


- > **Activity Center**
 - Displays the Activity Center screen.
- > **Dashboard**
 - Displays the Dashboard screen.
- > **Profile**
 - Displays the user profile information.
 - Allows the user to modify the profile information.
- > **My Device**
 - Allows the user to add a device for monitoring.
- > **Live**
 - Allows the user to view data from the connected monitoring device.
- > **Change Password/Change Security Questions**
 - Allows the user to change the password and/or security questions in case of lost password.
- > **Notification Settings**
 - Allows the user to change the app notification and reminder settings.
- > **Measurement Settings**
 - Allows the user to change the units of measurement.
- > **Settings**
 - Displays the user ID.
 - Allows user to enable or disable Touch ID or Face ID to log into app.
 - Displays app information.

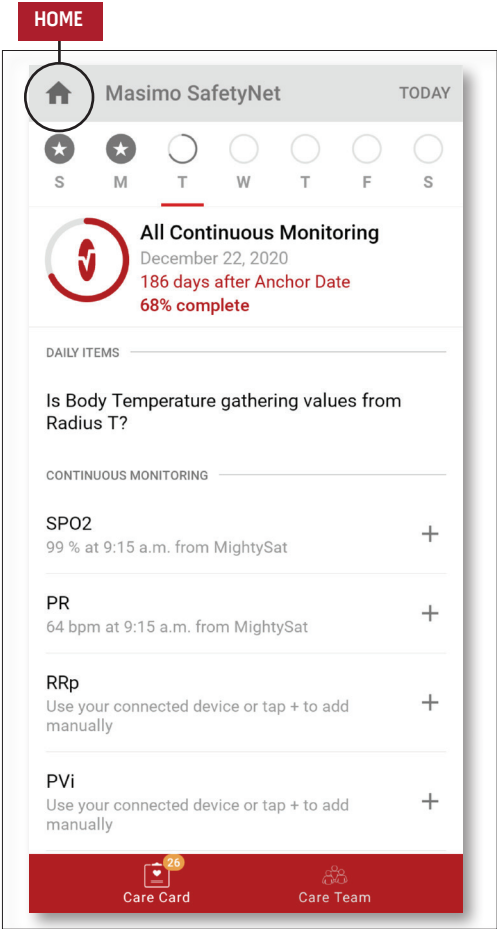
- > **Feedback**
 - Allows the user to send an email to Masimo SafetyNet support.
- > **Log Out**
 - Allows the user to log pout of the App.

Dashboard

- > **Invite**
 - Allows the user to invite others to share information through the app.
- > **Share**
 - Displays the healthcare providers, caregivers, and family members with whom the user is currently sharing data.
- > **Edit**
 - Allows the user to rearrange data on the Dashboard.
- > **View data for the last 30 days or a weekly summary.**
- > **Select a parameter card to view trends, date ranges, and additional data.**

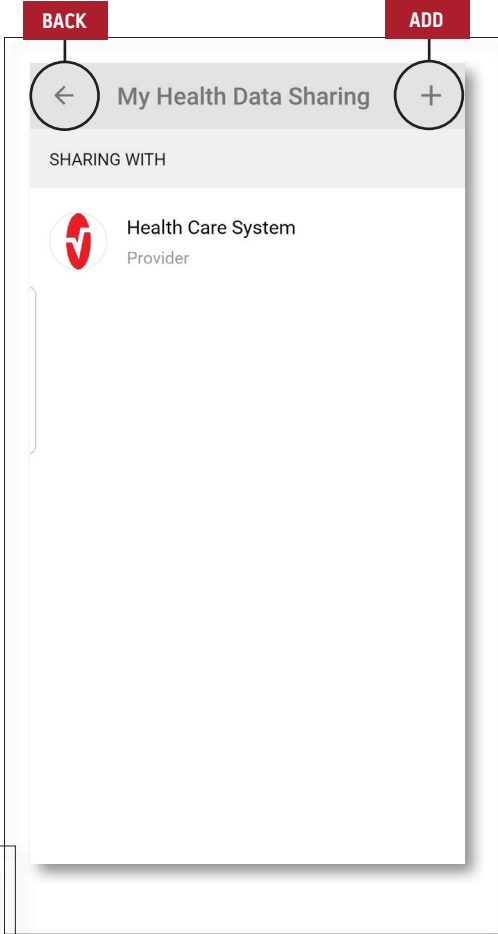


CareProgram



- > **Care Card**
 - View the Care Card data.
- > **Home**
 - Return to the Activity Center.
- > **Learn**
 - Located at the bottom of the CareProgram, view additional information provided by a caregiver.
- > **Care Team**
 - View the list of shared healthcare providers, caregivers, and family members.

Sharing



- > **Displays the list of shared healthcare providers, caregivers, and family members.**
- > **Add**
 - Share with additional healthcare providers.
 - Share with additional caregivers or family members.
- > **Swipe a shared individual to remove or edit privileges.**

ADD

